














# The Way, The Truth, The Life

Year 1				
Subject- click on each subject for a link to the NC	Autumn Term	Spring Term	Summer Term	
<b>English</b> 	Sentence structure using colourful semantics Character description Poetry Retell Posters, newspaper reports, story telling through Read Write Inc. phonics scheme	Posters, newspaper reports, story telling through Read Write Inc. phonics scheme Recount Retell Poetry	Posters, newspaper reports, story telling through Read Write Inc. phonics scheme Poetry	
<b>Phonics &amp; Spelling</b> 	Read Write Inc Phonics scheme Children will be working at different levels, covering: Speed sounds sets 1, 2, 3 Segmenting for spellings Alternative spellings	Read Write Inc Phonics scheme Children will be working at different levels, covering: Speed sounds sets 1, 2, 3 Segmenting for spellings Alternative spellings	Read Write Inc Phonics scheme Children will be working at different levels, covering: Speed sounds sets 1, 2, 3 Segmenting for spellings Alternative spellings	
<b>Maths</b> 	<b>Number:</b> Numbers to 10, part-whole within 10 <b>Addition and subtraction:</b> Addition and subtraction within 10 <b>Shape:</b> 2D and 3D shapes	<b>Number:</b> Numbers to 20 <b>Addition and Subtraction:</b> Addition and subtraction within 20 <b>Number:</b> Numbers to 50 <b>Measurement:</b> Introducing length and height (non-standard units, cm), introducing mass and capacity (non-standard units, compare and order)	<b>Multiplication and division:</b> (recognise multiplication as repeated groups, repeated addition and arrays) <b>Fractions:</b> (finding half and one quarter of shapes and numbers) <b>Position and direction:</b> (describe position and direction including half turn and quarter turn) <b>Number and Place Value:</b> Numbers to 100 and place value (represent numbers using objects and pictures) <b>Money:</b> (recognise value of coins, notes and making different amounts in pence) <b>Time:</b> (o'clock and half past the hour)	
<b>RE</b> 	<b>To Know You More Clearly (Day by Day):</b> <b>Branch 1: Creation and Covenant</b> Retell the story of Creation. <b>Branch 2: Prophecy and Promise</b> Retell the story of the Visitation and Jesus' Birth.	<b>To Know You More Clearly (Day by Day):</b> <b>Branch 3: Galilee to Jerusalem</b> Retell key stories from Jesus' life and Mission. <b>Branch 4: Desert to Garden</b> Retell the Easter story.	<b>To Know You More Clearly (Day by Day):</b> <b>Branch 5: To the ends of the Earth</b> Retell the story of Pentecost. <b>Branch 6: Dialogue and Encounter</b> Judaism	
<b>Science</b> 	<b>Animals Including Humans:</b> Identify, name, draw and label different parts of the body Name which part of the body is associated with each sense Name a variety of common animals. Identify and sort animals by characteristics into groups e.g. mammals and birds Recognise and sort animals by what they eat into carnivores, omnivores and herbivores.	<b>Everyday Materials:</b> Recognising materials of common objects and reasons for choosing materials. Explore some properties of materials. Choose suitable materials for particular uses.	<b>Seasonal Changes:</b> Observe and describe weather associated with the seasons and how the length of day varies. Recognise common weather symbols.  <b>Plants:</b> Recognising common plants, identifying parts of flowering plants and types of trees eg. deciduous and evergreen	

			Grow plants from seeds
<b>Art</b> 	<b>Portraits:</b> create portraits of themselves and others using different media <b>Artist:</b> Pablo Picasso	<b>Sculpture/form:</b> making tealight holders <b>Artists:</b> Li Lihong, Nathan Jackson, Romuald Hazoume	<b>Colour:</b> Colour mixing and landscapes <b>Artists:</b> Cath Kidston and William Morris
<b>Computing</b> 	<b>E-safety:</b> explain how to represent myself in different ways online <b>Beebots:</b> giving directions and correcting mistakes (debugging) <b>Computer systems:</b> developing an understanding of technology and how it can help us.	<b>E-safety:</b> explain why we should be careful about who we trust online and what information to trust them with <b>Digital Writing:</b> learning to type on a computer. <b>Data handling:</b> grouping data.	<b>E-safety:</b> Identify simple examples of personal information (e.g. name, address, birthday, age, location) <b>Digital Painting:</b> develop an understanding of a range of tools used for digital painting. <b>Scratch Junior:</b> developing algorithms to make characters move.
<b>DT</b> 	<b>Structures and Texture:</b> Design, make and evaluate a manger for Jesus.	<b>Mechanisms and Systems:</b> Design, make and evaluate a moving picture for children in Reception.	<b>Cooking and Nutrition:</b> Understand where food comes from Design, make and evaluate a fruit salad
<b>Geography</b> 	<b>Depth Study:</b> Recognise landmarks and basic human and physical features in the local area	<b>Comparison study:</b> Name and locate the world's seven continents and five oceans Identify the location of hot and cold areas of the world in relation to the Equator Understand geographical similarities and differences through studying the human and physical geography of Guildford and Uganda	<b>Mapping:</b> Aerial view
<b>History</b> 	<b>Changes in living memory:</b> old and new toys	<b>Events beyond living memory:</b> the first aeroplane flight, the Wright brothers, Samuel Cody	<b>The lives of significant individuals:</b> Queen Elizabeth I
<b>Music</b> 	Percussion World <b>Instruments :</b> Untuned percussion <b>Listen and Appraise songs:</b> Happy, Pharrell Williams Mars, from the Planets Suite, Gustav Holst Songs - If You're Happy and You Know It, Name Song Extra-curricular - Christmas songs	Percussion World <b>Instruments:</b> Untuned percussion <b>Listen and Appraise songs:</b> I Got You (Feel Good)- James Brown With a Little Help From My Friends- The Beatles Songs - Viva la Vibe, Big Bear Funk Extra-curricular - Easter songs	Your Imagination <b>Instruments:</b> Boomwhackers <b>Listen and Appraise songs:</b> Jin-Go-La-Ba (Drums of Passion)- Babtunde Olatunji Sea Shanties Songs - Your Imagination, Kye Kye Kule Extra-curricular - Class Assembly songs
<b>PE</b> 	Gymnastics Ball Skills	Dance Sending and Receiving	Striking and Fielding Athletics
<b>PSHE</b> 	<b>Created and Loved by God</b> <b>Religious understanding:</b> introduces children to the story from the Gospel of Matthew, when Jesus welcomed all of the little children to come to Him. Five-story sessions encourage children to understand that they are created by God out of love and for love.  <b>Created to Love Others</b> Special people in their lives that they can trust Behaviour can affect other people Significance of saying sorry	<b>Created to Love Others</b> <b>Keeping safe:</b> Good and bad secrets, physical contact (PANTS), harmful substances, 999 situations, basic first aid.	<b>Created to Live in Community</b> <b>Religious understanding:</b> The Holy Trinity, communities and neighbours (The Good Samaritan)  <b>Living in the wider world:</b> the communities we live in, jobs in the community
Curriculum	Year group welcome meeting	Winter Wonder Week	School trip to Hampton Court

enrichment



Local Area Walk  
Nativity performance

Way of the Cross  
School trip to the FAST Museum  
Hedgehog Visit

Fun Sports